

Ceiling Accessories Technical

Ceiling Switches

Standards and approvals

3164WHI fully complies with the 17th Edition Wiring Regulations (BS 7671:2008 with respect to safety isolation for maintenance purpose. Conforms to BS EN 60669-1:1999

3151WHI, 3190WHI, K3191WHI, K3192WHI, K3131WHI, K2051WHI, K2056WHI, conform to BS EN 60669-1:1999

TECHNICAL SPECIFICATION

ELECTRICAL

VOLTAGE RATING
250V a.c.

MAXIMUM RATING
See range details

Note: Switches do not have to be derated when used with resistive or fluorescent loads

TERMINAL CAPACITY

K3131, 3190, K3191, K3192
4 x 1.0mm²
3 x 1.5mm²

3151

4 x 2.5mm²
2 x 4.0mm²
1 x 6mm²

3164

4 x 4mm²
3 x 6mm²
1 x 10mm²
1 x 16mm²

K2051/K2056, Earth Terminal

6 x 1mm²
4 x 1.5mm²
2 x 2.5mm²
1 x 4mm²
1 x 6mm²

PHYSICAL

AMBIENT OPERATING TEMPERATURE
-5°C to +40°C

IP RATING
IP3X

MAX. INSTALLATION ALTITUDE
2000 metres

Installation

MK ceiling accessories are safe for use in all normal lighting applications. Do not mount them where they may be subjected to excessive moisture or dampness.

Wiring

Products must be installed in accordance with BS 7671:2008.



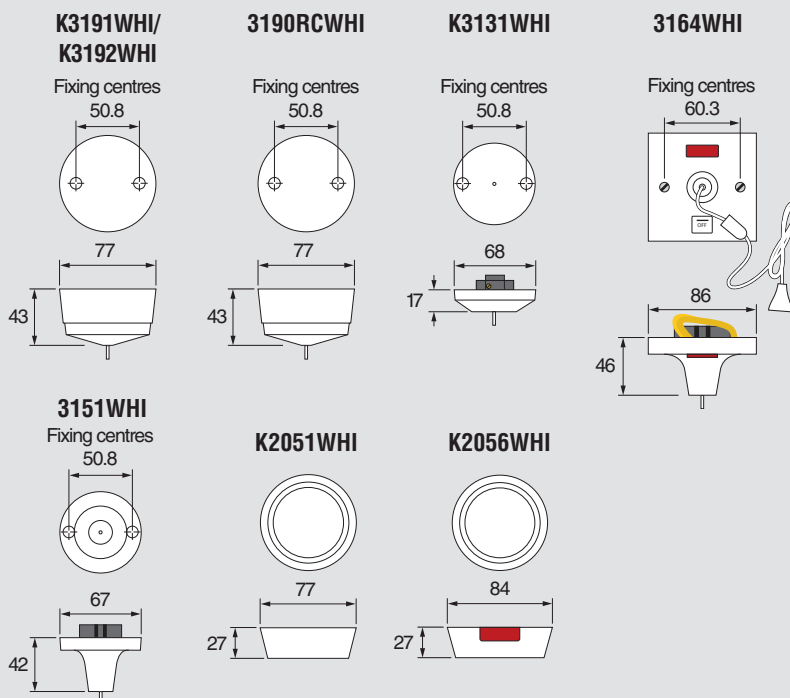
Description

A range of 6 and 16 Amp ceiling switch options plus a 50 Amp DP flush mounted ceiling switch.

Features

- Mounting blocks have an earth terminal rivetted into their bases
- 3190RCWHI has a retractive (momentary) switch action and can be wired as either pull to make or pull to break
- 3190RCWHI has a red pull cord
- Ceiling switches with standard white cords are 1.5m minimum length, and with standard red cords are 2m minimum length
- K3191, K3192 and K3131 have self locating feature when used with mounting block, to aid installation
- Ceiling switches with white cords **and bangles** are 2m minimum length, and with red cords **and bangles** are 3m minimum length
- 3164WHI is fitted with mechanical OFF indicator
- 3164 has a full 3 mm contact gap
- 3164 may be surface mounted

Dimensions (mm)



Ceiling Roses and Pendants

Standards and approvals

Heat resistant lampholders comply with BS EN 61184:1997 T2

All ShockGuard lampholders comply with BS 7895:1997 and BS EN 61184:1997 T2

Ceiling roses comply with BS 67:1987

Pendant sets are supplied with heat resisting PVC insulated and sheathed flexible 0.75 two core circular cable complying with BS EN 50525 (H05V2V2-F)



Ceiling Rose



Pendant

TECHNICAL SPECIFICATION

ELECTRICAL

LAMPHOLDERS AND BATTEN LAMPHOLDERS

VOLTAGE RATING
250V a.c.

MAXIMUM RATING
150 watts

TERMINAL CAPACITY
Live, neutral & earth
3 x 1.0mm²
2 x 1.5mm²

CEILING ROSES & BASE OF PRE-WIRED BATTEN LAMPHOLDERS

VOLTAGE RATING
250V a.c.

MAXIMUM RATING
6 amps

TERMINAL CAPACITY
Live, neutral & earth
4 x 1.0mm²
3 x 1.5mm²
1 x 2.5mm²

PHYSICAL

AMBIENT OPERATING TEMPERATURE
-5°C to +40°C

IP RATING
IP4X

MAX. INSTALLATION ALTITUDE
2000 metres

Description

The range includes ShockGuard™ SG type lampholders, pendant sets, batten lampholders and ceiling roses.

Features

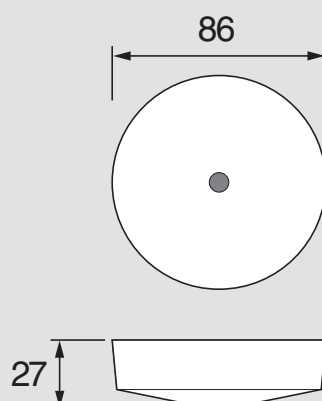
ShockGuard™

- Automatically shields the contacts as soon as the lamp is removed
- The contacts remain shielded until a new lamp is slotted into place
- While there is no lamp in place there is no danger of electrocution

Ceiling roses

- Clear base and pre-cut aperture for ease of installation
- Clear markings
- Terminal layout allows cables to be cut to even length
- Earth terminal point used for easier cable access
- Halo (K1163WHI) available to give professional finish on damaged ceilings (for use with ceiling roses and pendant sets only)

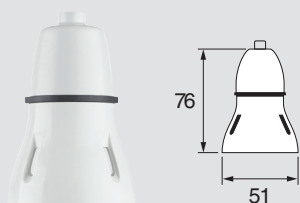
Dimensions (mm)



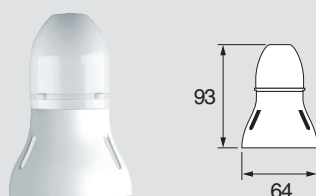
Ceiling Accessories Technical

Lampholders and Shockguard type Lampholders

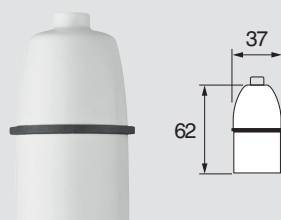
Dimensions (mm)



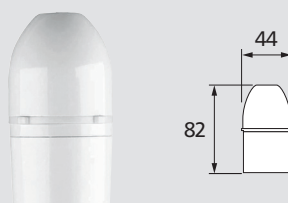
Standard Lampholder with protective skirt



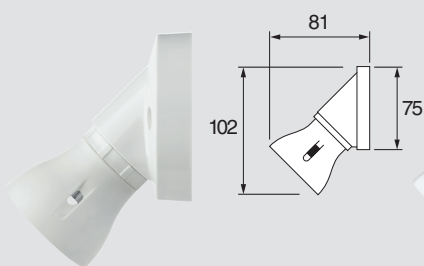
SG Type Lampholder with protective skirt



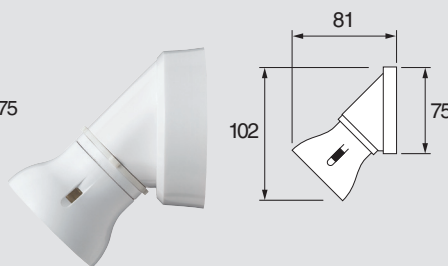
Standard Lampholder



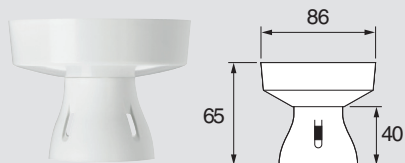
SG Type Lampholder



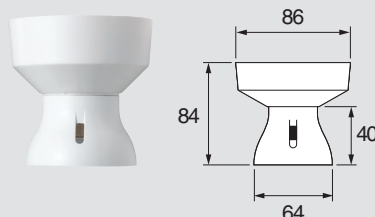
Standard Angled Batten Lampholder



SG Type Angled Batten Lampholder



Standard Batten Lampholder



SG Type Batten Lampholder

Heat Resistance

Two levels of heat resistance are nominated for lampholders but at different maximum working temperatures and the products must be identified by a different marking code.

HEAT RESISTANCE	MAX WORKING TEMP
T2	Lamp cap temp 210°C marked BS 7895 and BS EN 61184 T2

Lamp wattage rating

All MK lampholders comply with category T2 BS EN 61184. It is important to ensure that the wattage rating of the lamp used is not higher than that for which the particular shade or luminaire is designed.

Weight of fittings

Ceiling roses and pendant sets are suitable for fittings of up to 3 kg. Heavier fittings must be installed using independent support, e.g. ceiling hook.

Angled batten lampholders

Can be mounted direct to the wall.

Straight batten lampholders

Can be screwed direct to the ceiling but it must be ensured that it is fastened to a wooden joist. Integral Ceiling Rose included.

Ceiling roses and pendant sets

Flush mounting to circular conduit boxes in accordance with BS EN 61386-1:2008.

Installation

MK ceiling accessories are safe for use in all normal lighting applications. Do not mount them where they may be subjected to excessive moisture or dampness.

Wiring

Products must be installed in accordance with BS 7671:2008.