

Switchsocket Outlets

Standards and approvals

Logic Plus 13A socket outlets comply with BS 1363: Part 2: 1995.

Replacement fuses to the 3 gang socket outlets comply with BS 1362: 1973.

Technical specification

Electrical

Voltage rating:
250V a.c.

Current rating:
13A per socket outlet
(except 3 gang which is 13 amp in total)


Terminal capacity:
Live, neutral & earth
3 x 2.5mm²
3 x 4mm²
2 x 6mm² (standard)
(Dual earth terminals on list Nos.
K781 WHI, K2657 WHI, K2737 WHI, K2746 WHI, K2757
WHI)

Physical

Ambient operating temperature:
-5°C to +40°C
(not to exceed an average of more than 25°C in any 24
hour period)

IP rating:
IP2XD

Max. installation altitude:
2000 metres



Description

A range of socket outlets designed for ease of installation and having all the advantageous design features of the Logic Plus range. The 2 gang sockets with outboard rockers are of particular value for use by the infirm and partially sighted.

Non-standard clean earth sockets are for use on installations where restricted access is required and will only accept MK LN647 13A non-standard plug with T-shaped earth pin. The sockets have two independent earth terminals so that they can also be used for 'clean earth' installations. K2746 CE WHI has two independent earth terminals for 'clean earth' installations.

K781 WHI, K2657 WHI, K2737 WHI, K2746 WHI and K2757 WHI are fitted with two earth terminals on a common busbar to provide a double earth facility for use when installations require a high integrity protective connection as specified within BS 7671: 2008.

The products can be quickly installed as replacement for existing 13 amp sockets or in a new installation.

Fuse carriers (3 gang switchsocket only)

The fuse carrier is opened by a fast-acting, screwdriver-operated, worm-drive screw for ease of replacement.

Round pin sockets

A range of round pin sockets is also available, switched and unswitched.

BOX TYPES				
	Flush	Flush (for extra wiring space)	Surface Insulated	Surface Metal
1 gang	861 ZIC	866 ZIC	K2140 WHI	K2211 ALM/K2213 ALM
2 gang	862 ZIC	886 ZIC	K2142 WHI	K2212 ALM/K2214 ALM
3 gang	K863 ZIC	Not available	K2153 WHI	Not available

Switchsocket Outlets

Features


- Moulded 'on' indicator flash on switches will not rub off – totally safe
- Optional neon indicators in the switch rockers with 175° visibility in the horizontal and vertical planes
- 3 pin operated safety shutter
- Printed terminal markings on grey rear mouldings for clearer identification
- Top access, angled terminals make wiring easier and quicker
- 3mm minimum switch contact gap
- Double pole switching
- Choice of inboard or outboard positioned rockers
- Additional electrical safety from neutral
- 'make first', 'break last' feature
- Switch contacts with silver contacts on both surfaces for good continuity
- Only one size of screwdriver required for installation
- Dual earth terminals for high integrity earthing on list Nos. K781 WHI, K2657 WHI, K2737 WHI, K2746 WHI, K2757 WHI
- Backed out and captive terminal screws
- 'Clean earth' sockets available
- Non-standard 'clean earth' sockets available
- Selected sockets available in graphite finish to assist with Part M compliance

Installation

Logic Plus socket outlets can be wall or bench mounted. Do not mount or use as a trailing socket or where they may be subject to excessive moisture or dampness.

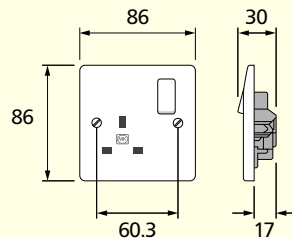
2 gang switchsocket – view from rear

Top-facing, angled, backed-out terminals make wiring easier and quicker.

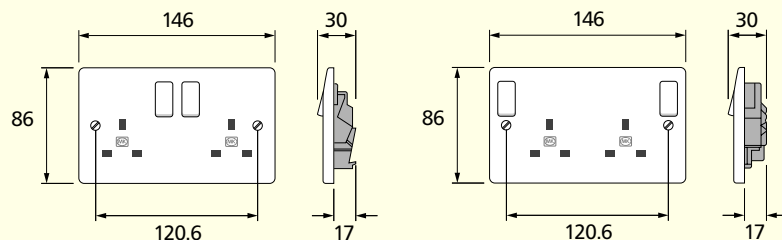


Dimensions (mm)

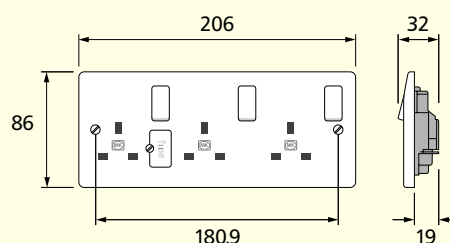
1 gang



2 gang



3 gang



Cable management

Logic Plus socket outlets can be mounted in a variety of MK trunking systems.