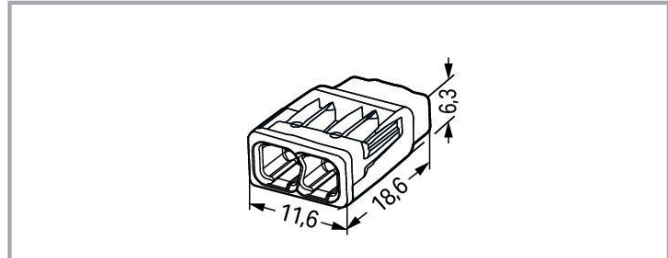



Data sheet | Item number: 2773-402

COMPACT splicing connector; for solid and stranded conductors; max. 4 mm²; 2-conductor; transparent housing; white cover; Surrounding air temperature: max 85°C (T85); 4,00 mm²; transparent



www.wago.com/2773-402



Item description

Advantages:

- Convenient wiring via extremely compact design
- Push-in termination of up to eight solid and stranded conductors
- Conductor range: 0.75 ... 4 mm² "s" and 1.5 ... 4 mm² "st"
- Any combination of conductor sizes is possible
- PUSH WIRE® connection terminates solid ("s") copper conductors

Subject to changes. Please also observe the further product documentation!

WAGO Kontakttechnik GmbH & Co. KG
Hansastr. 27
32423 Minden
Phone: +49571 887-0 | Fax: +49571 887-169
Email: info.de@wago.com | Web: www.wago.com

Do you have any questions about our products?
We are always happy to take your call at 01788 568 008.



Data

Electrical data

Ratings per IEC/EN

| | |
|----------------------------|--|
| Ratings per | IEC/EN 60998 |
| Nominal voltage (II/2) | 450 V |
| Rated surge voltage (II/2) | 4 kV |
| Rated current | 32 A |
| Legend (ratings) | (II / 2) \triangleq Overvoltage category II / Pollution degree 2 |

Ratings per UL

| | |
|--------------------------------|---------|
| Approvals per | UL 486C |
| Rated voltage UL (Use Group C) | 600 V |
| Rated current UL (Use Group C) | 20 A |

Connection data

| | |
|-----------------------------------|--|
| Connection technology | PUSH WIRE [®] |
| Actuation type | Push-in |
| Connectable conductor materials | Copper |
| Solid conductor | 0.75 ... 4 mm ² / 20 ... 12 AWG |
| Stranded conductor | 1.5 ... 4 mm ² / 18 ... 12 AWG |
| Conductor diameter | 1.6 ... 2 mm |
| Strip length | 13 mm / 0.51 inch |
| Total number of connection points | 2 |
| Total number of potentials | 1 |
| Wiring type | Side-entry wiring |

Physical data

| | |
|--------|----------------------|
| Width | 11.6 mm / 0.457 inch |
| Height | 6.3 mm / 0.248 inch |
| Depth | 18.6 mm / 0.732 inch |

Material data

| | |
|-------|-------------|
| Color | transparent |
|-------|-------------|

Subject to changes. Please also observe the further product documentation!

WAGO Kontakttechnik GmbH & Co. KG
Hansastr. 27
32423 Minden
Phone: +49571 887-0 | Fax: +49571 887-169
Email: info.de@wago.com | Web: www.wago.com

Do you have any questions about our products?
We are always happy to take your call at 01788 568 008.

| | |
|-----------------------------|----------|
| Cover color | white |
| Flammability class per UL94 | V2 |
| Fire load | 0.006 MJ |
| Weight | 1.1 g |

Environmental requirements


| | |
|---|-----------------|
| Surrounding air temperature (operation) | 85 °C |
| Continuous operating temperature | -40 ... +105 °C |
| Temperature marking per EN 60998 | T85 |

Commercial data


| | |
|-----------------------|---------------|
| Packaging type | BOX |
| Country of origin | DE |
| GTIN | 4055143895408 |
| Customs tariff number | 85369010000 |

Approvals / Certificates

Country specific Approvals

| Logo | Approval | Additional Approval Text | Certificate name |
|--|--|--------------------------|------------------|
| | CB DEKRA Certification B.V. | IEC 60998 | NL-49187 |
|  | KEMA/KEUR DEKRA Certification B.V. | EN 60669 | 71- 101844 |

UL-Approvals

| Logo | Approval | Additional Approval Text | Certificate name |
|---|---|--------------------------|----------------------|
|  | UL Underwriters Laboratories Inc. | UL 467 | 20180215- E201573 |

Optional accessories

Mounting adapter

| | | |
|---|--|--|
|  | Item no.: 2773-500 Mounting carrier; for single- and double-row con.; 2773 Series; for DIN-35 rail mounting/screw | www.wago.com/2773-500 |
|---|--|--|

Subject to changes. Please also observe the further product documentation!

mounting; orange

Downloads

Documentation

Additional Information

Technical explanations

3 Apr 2019

pdf
2.2 MB

Download

Environmental Product Compliance

Compliance Search

Environmental Product Compliance 2773-402

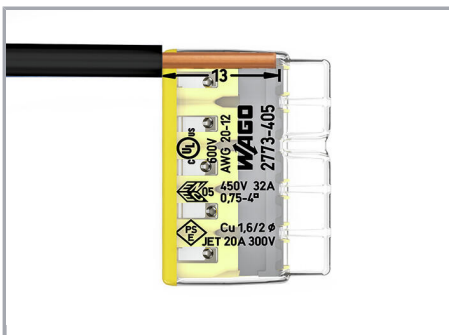
URL

Download


COMPACT splicing connector; for solid and stranded conductors; max. 4 mm²; 2-conductor; transparent housing; white cover; Surrounding air temperature: max 85°C (T85); 4,00 mm²; transparent

Installation Notes


Conductor termination



Strip solid or stranded conductor to 13 mm (0.51 inch).



The transparent housing shows if conductors are fully inserted; within the colored base, a clear port shows if the conductor's strip length is correct. Conductors are correctly stripped if the clear port shows no bare conductor on the unprinted connector side. Picture shows center conductor with exceeded strip length.



Termination: Insert the stripped conductor until it hits the backstop.

Subject to changes. Please also observe the further product documentation!

WAGO Kontakttechnik GmbH & Co. KG

Hansastr. 27


32423 Minden

Phone: +49571 887-0 | Fax: +49571 887-169


Email: info.de@wago.com | Web: www.wago.com

Do you have any questions about our products?


We are always happy to take your call at 01788 568 008.



Removal: Hold solid conductor to be removed and twist alternately left and right while pulling the connector.



Solid conductors are inserted into the connector by simply pushing them in.




Stranded conductors are inserted into the connector by simply pushing them in.

Testing




Testing via test port opposite to conductor entry.

Application



Thanks to their flat and compact design, these connectors are ideal for wiring in flush-mount switch boxes.

Subject to changes. Please also observe the further product documentation!



With six variants, always have the right connector.

Subject to changes. Please also observe the further product documentation!