



envirovent

# heatSava

Intelligent Single Room Heat Recovery Unit



Balanced

Intelligent

For Life



balanced



intelligent



for life

The most radical  
breakthrough in Single  
Room Heat Recovery  
technology ever...

> Introduction  
02-03

> Features  
04-05

> Innovative  
08

> Technology  
09

> Individual  
10-14

> Technical  
15

Scan the QR code to find out  
how the heatSava works and  
how it will save you money



# 01

## Features. heatSava Snapshot



### Made in the UK <

Flying the flag for British manufacturing, reducing carbon footprints and maintaining total control over quality

### Tubular heat recovery cell <

For new installations or designed to fit into an existing 100mm or 150mm wall sleeve. Ideal for replacing extract fans.



### Easy to Install <

It can be installed in four different positions through 360°, horizontally or vertically to fit into tight spaces. Its symmetrical design allows it to look attractive in any position

### > Only unit on the market to be 100% balanced <

Intelligently engineered so that both extract and supply airflows are 100% balanced.

Achieving optimum performance and efficiency in accordance with current EU Single Room Heat Recovery test methodology.

### Cell available in different lengths <

Fits neatly into almost any wall depth. Cell is available to suit external wall depths of 310mm, 430mm, 500mm and 600mm.



### > Long life, low watt motor technology for ultra long trouble free life <



# 5 years

## > Lowest Life-Cycle Costs

With a five year renewable warranty, the heatSava is designed to match the life-cycle of your home and should never end up on a landfill site – saving significant amounts of money on on-going maintenance and replacement costs.

# 75%

## < High thermal efficiency

Delivering up to 75% of the energy normally lost back into the property, saving energy costs and reducing carbon emissions.

## > Unique Condensate Drainage

The air is designed to move through the cell in a unique way to ensure that no condensate from humid air can collect in the cell and affect the performance or efficiency of the product.

## < Intelligent Humidity Tracking Controls

The heatSava cleverly senses the rise in humidity levels and reacts silently before condensation can occur, eliminating noisy running and ensuring that no user intervention is required

# 15°

## > Cell tubes engineered with a unique twist

Increasing the dwell time and improving thermal efficiency.

## < Ingenious cleaning and maintenance

Easy to remove and easy to clean heat exchange cell and fan compartment. No electrician needed, reducing cost.

## > Low voltage version available for extra safety

**SELV**



## < Automatic Summer Mode

Prevents warmer air being supplied into the home on warmer days.

## > Frost Protection Mode



Prevents damage to the heat cell in cold conditions.



## < Pullcord as standard

Can be switched to boost mode with the use of the pullcord for odour control.

## > Whisper Quiet

The heatSava runs quietly in constant trickle mode at just 22 dB(A).

# 22 dB(A)







# 02

## Introducing.

What if there was a way to help our homes breathe whilst at the same time being able to recover energy?

Now there is...


- The heatSava is an energy efficient, through-the-wall mini ventilation unit called a Single Room Heat Recovery unit (SRHR). It has been designed for people who are looking for new and innovative ways to save energy. Recovering up to 75% of heat from the air that would normally be lost through extraction, the heatSava reduces carbon emissions, whilst providing continuous all year round ventilation. It is available in 100mm and 150mm for mounting through external walls in WCs, kitchens, bathrooms and utility rooms, to either replace existing extract fans or for new installations.

## > The heatSava

- Modern living has now become increasingly energy conscious, and with the Government's ambitious target to reduce carbon emissions by 80% by the year 2050, new initiatives are being introduced such as the Green Deal to help the UK address energy wastage.

It is important to recognise, however, that by sealing up our homes, making them warmer and more energy efficient, we must ensure that we sufficiently ventilate them to maintain good, healthy indoor air quality.





03

Innovative.

75%  
efficient

## > Back to the future

- Within the heatSava, EnviroVent have applied a technology found in early 20th century steam locomotives. In its original form, steam passed through 'fire tubes', transferring through the tube wall into the water. By heating the water to high temperatures, steam was generated. Instead of water and steam, the heatSava utilises this same principle for air.

It extracts waste heat from the property, which is transferred through the tube wall to heat the incoming fresh air. At best a locomotive would be 30% efficient, however with modern materials and improvements to this technology the heatSava can now achieve up to 75% efficiency.







04

## Technology.


### > How does it work?

- The heatSava works by continuously extracting stale and moist air from the kitchen and bathroom. This passes over a high efficiency tubular heat exchange cell.

The unique design of the cell enables the air to cyclone around the barrel, just like a corkscrew. As it does so, the heat from the extracted air is retained in the cell before it reaches atmosphere.

At the same time, fresh air from outside is supplied through the tubes, collecting up to 75% of the heat from the extracted air before returning it into the room, providing savings on energy costs.

This constant supply of clean, tempered air creates a healthy and ideal environment, maintaining stable humidity levels and reducing the risk of condensation.



05

Individual.



Bathrooms

+

100



Kitchens

+

150



> Why is it so different?

Exceptionally Versatile

- EnviroVent has listened to the expert advice from the installers in the field and designed the heatSava with ease of installation and versatility in mind. It is available in two cell diameters: 100mm for bathrooms and WCs and the 150mm for kitchens, ideal for both refurbishment and new build installations.

The outside diameter of the heat exchange wall sleeve is smaller than a standard wall sleeve and can therefore utilise any existing sleeve already in place. This means that the direct replacement of an existing traditional extract fan can be simply and quickly achieved. The innovative design also allows the unit to be installed flush to uneven walls. It is also high-rise friendly, easily installed from inside the building, without the need for scaffolding.

Suitable for...

New Build



High-rise



# Cover your whole housing stock\*

No matter how many different house types, and how many different wall depths, the heatSava has it covered!



360°



600 MM

500 MM

430 MM

310 MM



- Fitting neatly into almost any wall depth, the length of the cell is available to suit external wall depths of 310mm, 430mm, 500mm and 600mm.



The heatSava can be installed in four different positions through 360° either horizontally or vertically to fit into tight spaces or where an existing hole is located just below the ceiling. With its stylish symmetrical design it looks attractive in any position. The heatSava is IPX4 rated and can be installed in Zone 1 with RCD protection. A low voltage version is also available for extra safety.

\*The heatSava can only be installed on external walls



## Balancing Act

- The heatSava is the only unit on the market to be 100% balanced across both extract and supply airflows, operating in perfect symmetry to achieve optimum performance and efficiency in accordance with current EU Single Room Heat Recovery test methodology. The tubes have been intelligently engineered with a twist through 15°. This increases the dwell time that the air cyclones around the barrel, improving thermal efficiency.


The heatSava has undergone rigorous and extensive testing in world class laboratory facilities.



Thermal efficiency testing in climatic chamber



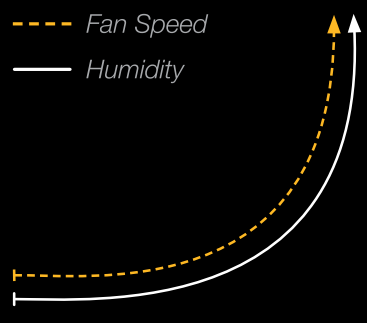
Sound testing in anechoic chamber



## > Intelligent Humidity Tracking Controls



- Running continuously on trickle, the heatSava provides all year round healthy indoor air quality. No user intervention is required, as the intelligent humidity tracking controls constantly monitor the average humidity level over a two minute period. As the humidity rises and falls, the motor speed rises and falls in direct correlation. This controls condensation both quietly and efficiently, eliminating the problem of noisy extract fans and reducing the periods of time when the unit operates on maximum speed, saving energy. Even at night time, it has been cleverly engineered to prevent noisy running.





## Automatic Summer Mode and Frost Protection <

- During warmer days of the year, the heatSava has the facility to prevent warmer air from entering the home when the temperature reaches 25°C. As the temperature falls, the heatSava will automatically return to heat recovery mode.


Similarly, the heatSava incorporates a frost protection function, protecting the cell in cold conditions.



## Renewable 5 Year Warranty <

- As part of the Lifetime Range®, the heatSava comes complete with a five year renewable warranty. All repair and maintenance can be carried out by simply exchanging the worn out components. These would then be brought back to the Harrogate factory to be recycled. The heatSava is designed to match a home's life-cycle and like all other EnviroVent product have been designed in a way that means they should never end up on a landfill site.

## > Innovative Condensate Facility



- The bi-product of any high efficiency heat exchange cell is condensation. This presents a challenge to design engineers to ensure that any condensate which forms inside the cell is directed outside the property and not inside the product, where it could mix with electronic components or damage decorations inside the room.

The unique design of the heatSava allows the heat exchange cell to be completely sealed within the cell casing, providing a totally air tight compartment.

Should any condensate form, it would be held within the barrel and drain out directly to atmosphere through the holes located in the cowl at the rear of the unit.

The unique configuration of the air movement through the cell means that no condensate can form within the tubes resulting in all year round quiet, high efficient performance.





## Hassle-free < cleaning and maintenance

- The heatSava can be easily cleaned and serviced completely hassle-free by the resident to maintain efficiency and performance.

When the front cover is removed the unit will stop operating to allow the unique plug out/plug in heat exchange cartridge to be removed using the service key provided.

The cell can then be simply vacuumed or wiped clean with a cloth. The fan compartment can also be accessed easily. No electricians are needed for maintenance, further reducing cost.



## > 4 easy steps

• 01

Remove the front cover



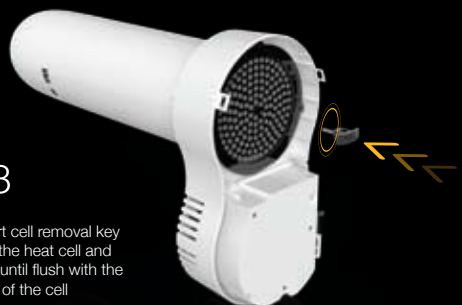
• 02

Remove screw from the centre of the heat exchange cell




• 03

Insert cell removal key into the heat cell and turn until flush with the face of the cell



• 04

Completely remove the heat cell and wipe clean with a cloth





## > Performance Data


MODEL	AIRFLOW l/s*		SFP**		WATTS	
	●	●	●	●	●	●
HS100/310	6.5	13	0.41	0.79	4.9	20.4
HS100/430	6.5	13	0.44	0.84	5.2	21.9
HS100/500	6.5	13	0.44	0.85	5.2	22.1
HS100/600	6.5	13	0.45	0.92	5.8	23.7
HS150/310	6.5	13	0.39	0.57	4.6	14.9
HS150/430	6.5	13	0.42	0.6	4.9	15.5
HS150/500	6.5	13	0.4	0.57	4.74	14.7
HS150/600	6.5	13	0.39	0.62	5.1	16

● TRICKLE ● BOOST \* The supply and extract rates are balanced and independently achieve these rates  
 \*\* Calculated using both supply and extract flow rates

## > Sound Data

MODEL	SOUND PRESSURE LEVEL dB(A) @ 3M	
	TRICKLE	BOOST
HS100/310	22	39
HS100/430	22	39
HS100/500	22	39
HS100/600	23	41
HS150/310	23	36
HS150/430	24	36
HS150/500	22	36
HS150/600	23	37

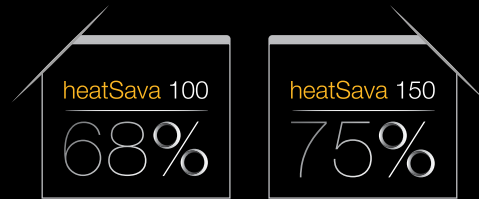
## > Dimensions



CELL OPTIONS			
310MM	430MM	500MM	600MM

- The heat cell is available to suit external wall depths of 310mm, 430mm, 500mm and 600mm. If the intended wall depth exceeds one of these measurements please ensure that the next size is specified.

## > Maximum Efficiency



## > Order Codes

All of the heatSava models are supplied with the following as standard:

- Intelligent humidity tracking controls
- Automatic summer mode
- Frost protection function
- Pullcord

MODEL	HEAT CELL	ORDER CODE
-------	-----------	------------

heatSava 100

+	310	HS100/310
+	430	HS100/430
+	500	HS100/500
+	600	HS100/600

heatSava 100

+	310	HS100/310 SELV
+	430	HS100/430 SELV
+	500	HS100/500 SELV
+	600	HS100/600 SELV

SELV

heatSava 150

+	310	HS150/310
+	430	HS150/430
+	500	HS150/500
+	600	HS150/600

heatSava 150

+	310	HS150/310 SELV
+	430	HS150/430 SELV
+	500	HS150/500 SELV
+	600	HS150/600 SELV

SELV



A EnviroVent Ltd  
EnviroVent House  
Hornbeam Business Park  
Harrogate  
HG2 8PA

T 0845 27 27 807  
F 01423 810 910  
E [info@envirovent.com](mailto:info@envirovent.com)

Leaders in the manufacture of  
innovative and sustainable ventilation

[www.envirovent.com](http://www.envirovent.com)

Due to our policy of continuous innovation and improvement  
EnviroVent reserves the right to alter products specification  
and appearance without notice.

© EnviroVent Ltd 2012

E&OE | MKT ENV254-V2-21.12.12



Follow us on

