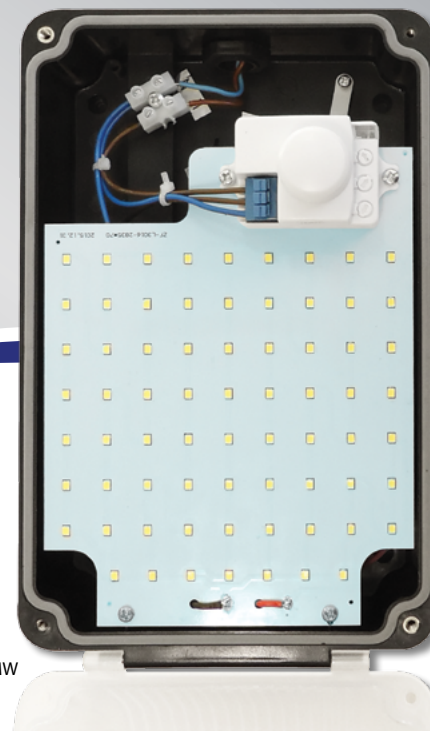




**EternaPro**  
**LED**  
**5 YEAR**  
Extended Warranty  
Available on application

BULKLEDPC  
Photocell  
Version

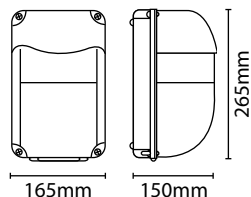


LED Array  
BULKLEDMW  
shown



### 11W LED BULKHEADS

- Tough polycarbonate housing
- Opal diffuser: evenly diffused light output
- Corrosion resistant stainless steel cover fixing screws
- Cable channel on reverse of fitting with 20mm knockout conduit entries
- Hinged diffuser
- IP65 rated



#### BULKLEDPC

- Integral photocell: automatic dusk to dawn operation

#### BULKLEDMW

- Adjustable integral microwave sensor: with options to adjust 2-2000 lux, detection range 10-100% and time 5 secs - 12 mins

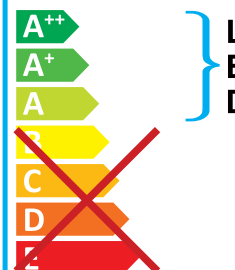
• M.O.M: 1 / O.P.Q: 12

Code	Version	Colour	Wattage	Colour Temp.	Luminaire Lumens	Avg. Rated Life (Hrs)	IP Rating	Energy Rating
BULKLED	Standard	Black	11.2W	6500K	900 lm	30,000 hrs	IP65	A <sup>+</sup>
BULKLEDPC	Photocell	Black	11.2W	6500K	900 lm	30,000 hrs	IP65	A <sup>+</sup>
BULKLEDMW	MW Sensor	Black	11.2W	6500K	900 lm	30,000 hrs	IP65	A <sup>+</sup>

**Eterna** BULKLED/PC/MW



This luminaire contains built-in LED lamps.



The lamps cannot be changed in the luminaire.

874/2012



#### LED LAMP SPECIFICATIONS:

Luminaire Lumens (with diffuser)	900 lm
Lumens From Chip (no diffuser)	1400 lm
Rated Wattage	11.2W
Rated luminous flux	900 lm
Nominal life time of the lamp	30,000 hrs
Colour temperature	6500K
Number of switching cycles before premature lamp failure	≥15,000
Warm-up time up to 60 % of the full light output	Instant full light
Dimmable	No
LED array dimensions (L/W)	140 x130mm
Nominal beam angle	120°
Rated power	11.2W
Rated lamp lifetime	30,000 hrs
Lamp power factor	>0.5
Lumen maintenance factor at end of nominal life	>80%
Starting time	<0.5s
Colour rendering	≥80
Colour consistency	Within 6 step Macadam ellipse
Rated peak intensity	230cd
Rated beam angle	120°
Voltage	240V

Not suitable for accent lighting

